

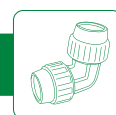
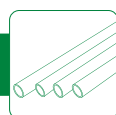


HDPE PIPE & PE COMPRESSION FITTINGS

KESAN PE PIPES AND FITTINGS ARE AVAILABLE IN VAST RANGE WHATEVER MAY BE YOUR APPLICATION.

WE HAVE THE PE PIPING SYSTEM, RANGE OF PIPE SIZES IN VARIOUS THERMO PLASTICS, STARTS FROM 20MMTS TO 500MMTS DIA THAT CAN BE INSTALLED ON SURFACE, BURIED SLIP LINED, FLOATING OR SUBMERGED.

FLUIDS TRANSPORTED INCLUDE WATER, WASTE WATER, CHEMICALS AND HAZARDOUS WASTES.



PE Pipe PN-16 S11



Specification(mm):
Φ20x2.3
Φ25x2.3
Φ32x3.0
Φ40x3.7
Φ50x4.6
Φ63x5.8
Φ75x6.8
Φ90x8.2
Φ110x10.0
Φ125x11.4
Φ140x12.7
Φ160x14.6
Φ180x16.4
Φ200x18.2
Φ225x20.5
Φ250x22.7
Φ280x25.4
Φ315x28.6
Φ355x32.2
Φ400x36.3
Φ450x40.9
Φ500x45.4

PE Pipe PN-12.5 S13.6



Specification(mm):
Φ63x4.7
Φ75x5.6
Φ90x6.7
Φ110x8.1
Φ125x9.2
Φ140x10.3
Φ160x11.8
Φ180x13.3
Φ200x14.7
Φ225x16.6
Φ250x18.4
Φ280x20.6
Φ315x23.2
Φ355x26.1
Φ400x29.4
Φ450x33.1
Φ500x36.8

PE Pipe PN-10 S17



Specification(mm):
Φ75x4.5
Φ90x5.4
Φ110x6.6
Φ125x7.4
Φ140x8.3
Φ160x9.5
Φ180x10.7
Φ200x11.9
Φ225x13.4
Φ250x14.8
Φ280x16.6
Φ315x18.1
Φ355x21.1
Φ400x23.7
Φ450x26.7
Φ500x29.7

PE Pipe PN-10 S17

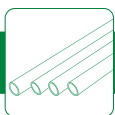


Specification(mm):
Φ110x5.3
Φ125x6.0
Φ140x6.7
Φ160x7.7
Φ180x8.6
Φ200x9.6
Φ225x10.8
Φ250x11.9
Φ280x13.4
Φ315x15.0
Φ355x16.9
Φ400x19.1
Φ450x21.5
Φ500x23.9

PE Pipe PN-06 S26



Specification(mm):
Φ110x4.2
Φ125x4.8
Φ140x5.4
Φ160x6.2
Φ180x6.9
Φ200x7.7
Φ225x8.6
Φ250x9.6
Φ280x10.7
Φ315x12.1
Φ355x13.6
Φ400x15.3
Φ450x17.2
Φ500x19.1



Socket



Specification(mm):	
Φ20	Φ75
Φ25	Φ90
Φ32	Φ110
Φ40	
Φ50	
Φ63	

Reduce socket



Specification(mm):		
Φ25x20	Φ50x25	Φ75x50
Φ32x20	Φ50x32	Φ75x63
Φ32x25	Φ50x40	Φ90x63
Φ40x20	Φ63x32	Φ90x75
Φ40x25	Φ63x40	Φ110x75
Φ40x32	Φ63x50	Φ110x90

Female socket



Specification(mm):	
Φ20x1/2"	
Φ32x3/4"	
Φ32x1"	
Φ40x1-1/4"	
Φ50x1-1/2"	
Φ63x2"	

Male Socket



Specification(mm):		
Φ20x1/2"	Φ25x1-1/2"	Φ50x1-1/2"
Φ20x3/4"	Φ32x1/2"	Φ50x2"
Φ20x1"	Φ32x3/4"	Φ63x2"
Φ25x1/2"	Φ32x1"	Φ75x2-1/2"
Φ25x3/4"	Φ32x1-1/4"	Φ90x3"
Φ25x1"	Φ32x1-1/2"	Φ110x4"
Φ25x1-1/4"	Φ25x1-1/4"	



Elbow Coude

Specification(mm):	
Φ20	Φ90
Φ25	Φ110
Φ32	
Φ40	
Φ50	
Φ63	
Φ75	



Female Elbow

Specification(mm):	
Φ20x1/2"	
Φ20x3/4"	
Φ25x3/4"	
Φ32x1"	
Φ40x1-1/4"	
Φ50x1-1/2"	
Φ63x2"	

Male Elbow Ambout Male



Specification(mm):	
Φ20x1/2"	Φ32x3/4"
Φ20x3/4"	Φ32x1"
Φ25x1/2"	Φ40x1-1/4"
Φ25x3/4"	Φ50x1-1/2"
Φ32x1/2"	Φ63x2"



TEE T

Specification(mm):	
Φ20	Φ63
Φ25	Φ75
Φ32	Φ90
Φ40	Φ110
Φ50	



Reduce Tee T-reduit

Specification(mm):	
Φ25x20x25	Φ50x32x50
Φ32x20x32	Φ50x40x50
Φ32x25x32	Φ63x25x63
Φ40x25x40	Φ63x32x63
Φ40x32x40	Φ63x40x63
Φ50x25x50	Φ63x50x63

Female Tee



Specification(mm):	
Φ20x1/2"	Φ32x3/4"
Φ20x3/4"	Φ32x1"
Φ25x1/2"	Φ40x1-1/4"
Φ25x3/4"	Φ50x1-1/2"
Φ32x1/2"	Φ63x2"



Male Tee

Specification(mm):	
Φ20x1/2"	Φ32x3/4"
Φ20x3/4"	Φ32x1"
Φ25x1/2"	Φ40x1-1/4"
Φ25x3/4"	Φ50x1-1/2"
Φ32x1/2"	Φ63x2"



Cap Ambout femelle

Specification(mm):	
Φ20	Φ63
Φ25	Φ75
Φ32	Φ90
Φ40	Φ110
Φ50	

MALE SOCKET



Specification(mm):	
Φ20x1/2"	Φ40x1-1/4"
Φ25x3/4"	Φ50x1-1/2"
Φ32x1"	Φ63x2"



FEMALE SOCKET

Specification(mm):	
Φ20x1/2"	Φ40x1-1/4"
Φ25x3/4"	Φ50x1-1/2"
Φ32x1"	Φ63x2"



MALE ELBOW

Specification(mm):	
Φ20x1/2"	Φ40x1-1/4"
Φ25x3/4"	Φ50x1-1/2"
Φ32x1"	Φ63x2"

PP TOOLS



Specification(mm):	
Φ40	
Φ50	
Φ63	



PP TOOLS

Specification(mm):	
Φ75	
Φ90	
Φ110	



FEMALE ELBOW

Specification(mm):	
Φ20x1/2"	Φ40x1-1/4"
Φ25x3/4"	Φ50x1-1/2"
Φ32x1"	Φ63x2"

EQUAL VALVE



Specification(mm):	
Φ20	Φ63
Φ25	Φ75
Φ32	Φ90
Φ40	Φ110
Φ50	



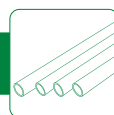
MALE VALVE

Specification(mm):	
Φ20x1/2"	Φ63x2"
Φ25x3/4"	Φ75x2-1/2"
Φ32x1"	Φ90x3"
Φ40x1-1/4"	Φ110x4"
Φ50x1-1/2"	



FEMALE VALVE

Specification(mm):	
Φ20x1/2"	Φ63x2"
Φ25x3/4"	Φ75x2-1/2"
Φ32x1"	Φ90x3"
Φ40x1-1/4"	Φ110x4"
Φ50x1-1/2"	



Socket



Specification(mm):	
Φ20	Φ75
Φ25	Φ90
Φ32	Φ110
Φ40	
Φ50	
Φ63	

Reduce Socket



Specification(mm):	
Φ25X20	Φ50X25
Φ32X20	Φ50X32
Φ32X25	Φ50X40
Φ40X20	Φ63X32
Φ40X25	Φ63X40
Φ40X32	Φ63X50

Female Socket



Specification(mm):	
Φ20x1/2"	Φ40x1-1/4"
Φ25x1/2"	Φ50x1-1/2"
Φ25x3/4"	Φ63x2"
S32x1/2"	Φ75x2-1/2"
Φ32x3/4"	Φ90x3"
Φ32x1"	Φ110x4"

Male Socket



Specification(mm):	
Φ20x1/2"	Φ32x1"
Φ20x3/4"	Φ32x1-1/4"
Φ20x1"	Φ32x1-1/2"
Φ25x1/2"	Φ40x1-1/4"
Φ25x3/4"	Φ50x1-1/2"
Φ25x1"	Φ50x2"
Φ25x1-1/4"	Φ63x2"
Φ25x1-1/2"	Φ75x2-1/2"
Φ32x1/2"	Φ90x3"
Φ32x3/4"	Φ110x4"

Elbow



Specification(mm):
Φ20
Φ25
Φ32
Φ40
Φ50
Φ63
Φ75
Φ90
Φ110

Female Elbow



Specification(mm):	
Φ20x1/2"	Φ32x3/4"
Φ20x3/4"	Φ32x1"
Φ25x1/2"	Φ40x1-1/4"
Φ25x3/4"	Φ50x1-1/2"
Φ25x1"	Φ63x2"
Φ32x1/2"	

Male Elbow / Coude male



Specification(mm):	
Φ20x1/2"	Φ32x3/4"
Φ20x3/4"	Φ32x1"
Φ25x1/2"	Φ40x1-1/4"
Φ25x3/4"	Φ50x1-1/2"
Φ25x1"	Φ63x2"
Φ32x1/2"	

TEE T



Specification(mm):	
Φ20	Φ75
Φ25	Φ90
Φ32	Φ110
Φ40	
Φ50	
Φ63	

Reduce Tee T-reduit



Specification(mm):	
Φ25x20x25	
Φ32x20x32	
Φ32x25x32	
Φ40x25x40	
Φ40x32x40	
Φ50x40x50	
Φ63x50x63	

Female Tee / TE-femelle



Specification(mm):	
Φ20x1/2"	Φ32x3/4"
Φ25x1/2"	Φ32x1"
Φ25x3/4"	Φ40x1-1/4"
Φ25x1"	Φ50x1-1/2"
Φ32x1/2"	Φ63x2"

Male Tee / TE-Male



Specification(mm):	
Φ20x1/2"	Φ32x3/4"
Φ25x1/2"	Φ32x1"
Φ25x3/4"	Φ40x1-1/4"
Φ25x1"	Φ50x1-1/2"
Φ32x1/2"	Φ63x2"

Cap / About



Specification(mm):	
Φ20	Φ63
Φ25	Φ75
Φ32	Φ90
Φ40	Φ110
Φ50	

Compression Ball Valve anne panaflexe



Specification(mm):	
Φ20	Φ63
Φ25	Φ75
Φ32	Φ90
Φ40	Φ110
Φ50	

Compression Ball Valve anne panaflexe male

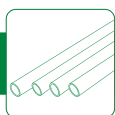


Specification(mm):	
Φ20x1/2"	Φ63x2"
Φ25x3/4"	Φ75x2-1/2"
Φ32x1"	Φ90x3"
Φ40x1-1/4"	Φ110x4"
Φ50x1-1/2"	

Compression Female Valve Vanne panaflexe



Specification(mm):	
Φ20x1/2"	Φ63x2"
Φ25x3/4"	Φ75x2-1/2"
Φ32x1"	Φ90x3"
Φ40x1-1/4"	Φ110x4"
Φ50x1-1/2"	



Socket / Manchon



Specification(mm):	
Φ20	
Φ25	
Φ32	
Φ40	
Φ50	
Φ63	
Φ75	
Φ90	
Φ110	

Reduce Socket / Manchon Réduit



Specification(mm):	
Φ25x20	
Φ32x25	
Φ40x32	
Φ50x40	
Φ63x50	
Φ75x63	
Φ90x75	
Φ110x90	

Female Socket / Manchon femelle



Specification(mm):	
Φ20x1/2"	Φ40x1-1/2"
Φ20x3/4"	Φ50x1-1/4"
Φ25x3/4"	Φ50x1-1/2"
Φ25x1"	Φ63x1-1/2"
Φ32x3/4"	Φ63x2"
Φ32x1"	Φ75x2-1/2"
Φ32x1-1/4"	Φ90x3"
Φ40x1"	Φ110x4"
Φ40x1-1/4"	

Male Socket / Manchon femelle



Specification(mm):	
Φ20x1/2"	Φ40x1-1/2"
Φ20x3/4"	Φ50x1-1/4"
Φ25x3/4"	Φ50x1-1/2"
Φ25x1"	Φ63x1-1/2"
Φ32x3/4"	Φ63x2"
Φ32x1"	Φ75x2-1/2"
Φ32x1-1/4"	Φ90x3"
Φ40x1"	Φ110x4"
Φ40x1-1/4"	

Elbow / Coude



Specification(mm):	
Φ20	
Φ25	
Φ32	
Φ40	
Φ50	
Φ63	
Φ75	
Φ90	
Φ110	

Female Elbow / Coude Femelle



Specification(mm):	
L20x1/2"F	
L25x3/4"F	
L32x1"F	
L40x1-1/4"F	
L50x1-1/2"F	
L63x2"F	
L75x2-1/2"F	
L90x3"F	
L110x4"F	

Male Elbow / Coude male



Specification(mm):	
L20x1/2"M	
L25x3/4"M	
L32x1"M	
L40x1-1/4"M	
L50x1-1/2"M	
L63x2"M	
L75x2-1/2"M	
L90x3"M	
L110x4"M	

TEE T



Specification(mm):	
Φ20	
Φ25	
Φ32	
Φ40	
Φ50	
Φ63	
Φ75	
Φ90	
Φ110	

Reduce Tee T-reduit



Specification(mm):	
T25x20x25	
T32x25x32	
T40x32x40	
T50x40x50	
T63x50x63	
T75x63x75	
T90x75x90	
T110x90x110	

Female Tee / TE-femelle



Specification(mm):	
T20x1/2"F	T40x2"F
T25x1/2"F	T50x1-1/4"F
T25x3/4"F	T50x1-1/2"F
T32x3/4"F	T50x2"F
T32x1"F	T63x2"F
T32x1-1/4"F	T75x2-1/2"F
T40x1"F	T90x3"F
T40x1-1/4"F	T110x4"F
T40x1-1/2"F	

Male Tee / TE-Male



Specification(mm):	
T20x1/2"M	T40x2"M
T25x1/2"M	T50x1-1/4"M
T25x3/4"M	T50x1-1/2"M
T32x3/4"M	T50x2"M
T32x1"M	T63x2"M
T32x1-1/4"M	T75x2-1/2"M
T40x1"M	T90x3"M
T40x1-1/4"M	T110x4"M
T40x1-1/2"M	

Cap / Ambout



Specification(mm):	
Φ20	
Φ25	
Φ32	
Φ40	
Φ50	
Φ63	
Φ75	
Φ90	
Φ110	

